



**Pedro Filipe Nunes Durães**

## **Integration of browser-to-browser architectures with third party legacy cloud storage**

Dissertação para obtenção do Grau de Mestre em  
**Engenharia Informática**

Orientador: Nuno Manuel Ribeiro Preguiça,  
Professor Associado,  
DI, FCT, Universidade NOVA de Lisboa

Co-orientador: João Carlos Antunes Leitão,  
Professor Auxiliar,  
DI, FCT, Universidade NOVA de Lisboa



FACULDADE DE  
CIÊNCIAS E TECNOLOGIA  
UNIVERSIDADE NOVA DE LISBOA

**December, 2016**



## **Integration of browser-to-browser architectures with third party legacy cloud storage**

Copyright © Pedro Filipe Nunes Durães, Faculdade de Ciências e Tecnologia, Universidade NOVA de Lisboa.

A Faculdade de Ciências e Tecnologia e a Universidade NOVA de Lisboa têm o direito, perpétuo e sem limites geográficos, de arquivar e publicar esta dissertação através de exemplares impressos reproduzidos em papel ou de forma digital, ou por qualquer outro meio conhecido ou que venha a ser inventado, e de a divulgar através de repositórios científicos e de admitir a sua cópia e distribuição com objetivos educacionais ou de investigação, não comerciais, desde que seja dado crédito ao autor e editor.

Este documento foi gerado utilizando o processador (pdf)  $\text{\LaTeX}$ , com base no template “unlthesis” [1] desenvolvido no Dep. Informática da FCT-NOVA [2]. [1] <https://github.com/joaomlorenco/unlthesis> [2] <http://www.di.fct.unl.pt>



*To my family and friends.*



## ACKNOWLEDGEMENTS

I would firstly like to thank my adviser professors, Nuno Preguiça and João Leitão for helping and pushing me ahead throughout this thesis, to Albert Linde for helping me with Legion related questions and to the other msc students with related thesis that I was able to share information with. I would also like to thank the SyncFree consortium members that made their time to help me. This work was partially supported by EU FP7 SyncFree project (609551).

Besides the ones who directly helped me with the work, I would also like to think my colleagues that were either also doing their thesis or having classes for motivating me along the way. Also a thanks to my hometown friends for always cheering me up, and last but not least, a big thanks to my parents that made possible for me to take part in this course. I do apologize if at this time I forgot to mention someone.





## ABSTRACT

---

An increasing number of web applications run totally or partially in the client machines - from collaborative editing tools to multi-user games. Avoiding to continuously contact the server allows to reduce latency between clients and to minimize the load on the centralized component. Novel implementation techniques, such as WebRTC, allows to address network problems that previously prevented these systems to be deployed in practice. Legion is a newly developed framework that exploits these mechanisms, allowing client web applications to replicate data from servers, and synchronize these replicas directly among them.

This work aims to extend the current Legion framework with the integration of an additional legacy storage system that can be used to support web applications, Antidote. We study the best way to support Legion's data model into Antidote, we design a synchronization mechanism, and finally we measure the performance cost of such an integration.

**Keywords:** distributed storage systems; CRDT; Legion; Antidote.

---



## RESUMO

---

Um crescente número de aplicações *web* é executado totalmente ou parcialmente nas máquinas do cliente - desde ferramentas de edição colaborativa até jogos de vários utilizadores. Ao cortar a execução de operações no servidor é possível reduzir a latência entre clientes e minimizar a carga no servidor. Novas tecnologias, como WebRTC, permitem atacar problemas que anteriormente afectavam a implementação destes sistemas num ambiente de produção. O Legion, é uma *framework* recém desenvolvida que explora estes mecanismos, permitindo que aplicações *web* do lado do cliente consigam fazer replicação de dados e sincronização directa entre elas.

Neste trabalho pretende-se estender a *framework* Legion através da integração com um sistema de armazenamento já existente que pode ser utilizado para suportar aplicações *Web*, o Antidote. Estudamos o melhor método para suportar o modelo de dados do Legion no Antidote, desenhamos o mecanismo de sincronização, e finalmente medimos o custo no desempenho de tal integração.

**Palavras-chave:** sistemas de armazenamento distribuido; CRDT; Legion; Antidote.

---



# CONTENTS

<b>List of Figures</b>	<b>xv</b>
<b>1 Introduction</b>	<b>1</b>
1.1 Context . . . . .	1
1.2 Motivating Problem and Solution . . . . .	2
1.3 Expected Contributions . . . . .	3
1.4 Document Structure . . . . .	3
<b>2 Related Work</b>	<b>5</b>
2.1 WebRTC . . . . .	5
2.1.1 Signaling . . . . .	6
2.1.2 STUN . . . . .	6
2.1.3 TURN . . . . .	6
2.2 Storage Systems . . . . .	7
2.2.1 Data Models . . . . .	7
2.2.2 Distributed Storage Systems Techniques . . . . .	8
2.2.3 Storage System examples . . . . .	13
2.2.4 Distributed Caching Systems . . . . .	15
2.3 Peer-to-Peer Systems . . . . .	16
2.3.1 Degree of Decentralization . . . . .	16
2.3.2 Structured vs Unstructured . . . . .	17
2.4 Distributed Coordination . . . . .	17
2.4.1 Distributed Coordination Services . . . . .	17
2.5 Data Serialization . . . . .	18
2.5.1 Data Serialization mechanisms . . . . .	18
2.6 Summary . . . . .	19
<b>3 Integration Design and Architecture</b>	<b>21</b>
3.1 Overview of used systems . . . . .	21
3.1.1 Legion . . . . .	21
3.1.2 Antidote . . . . .	22
3.2 Architecture Overview . . . . .	23
3.3 Integration challenges . . . . .	25

## CONTENTS

---

3.4	Legion to Antidote flow . . . . .	26
3.5	Antidote to Legion flow . . . . .	27
<b>4</b>	<b>Integration Implementation</b>	<b>29</b>
4.1	Supported Data Types . . . . .	29
4.1.1	Sets . . . . .	29
4.1.2	Counters . . . . .	30
4.2	Antidote changes . . . . .	30
4.3	Legion changes . . . . .	33
4.3.1	Legion to Antidote flow . . . . .	33
4.3.2	Antidote to Legion flow . . . . .	35
<b>5</b>	<b>Evaluation</b>	<b>37</b>
5.1	Operation Propagation Time . . . . .	37
5.2	Meta-Data Size . . . . .	41
<b>6</b>	<b>Conclusion</b>	<b>43</b>
6.1	Technical decisions . . . . .	44
6.2	Future Work . . . . .	44
	<b>Bibliography</b>	<b>45</b>
	<b>Webography</b>	<b>49</b>

## LIST OF FIGURES

3.1	Legion Architecture . . . . .	22
3.2	Antidote Architecture . . . . .	23
3.3	Integration Architecture . . . . .	24
5.1	Propagation time scaling with operations per message . . . . .	38
5.2	Propagation time scaling with message size . . . . .	39
5.3	Propagation time scaling with operations per message between two Legion groups . . . . .	40
5.4	Propagation time scaling with message size between two Legion groups . . . . .	40
5.5	Meta-data size scaling with propagated operations . . . . .	41





## INTRODUCTION

### 1.1 Context

Web applications have taken a central role in access to remote services. Traditionally, clients would only act as an end interface of the data from/to the server, not keeping data nor making computation, with the exception of computation related to data presentation. With the grow of processing power and storage capabilities of commodity hardware, such as PCs, Laptops, SmartPhones and Tablets, there has been a tendency to move some of the computation and data to these devices, instead of always relying on the servers.

Peer-to-peer technologies have been around for long, but it has not been used in web applications due to the difficulty of having one client communicating with other clients. When communicating directly among clients, there can be benefits in terms of (i) latency, since devices can be closer to each other than to a server; (ii) scaling, work can be partitioned between peers; (iii) availability, because a service doesn't need to stop if the central server is temporarily down. Recent technology developments in this area, such as WebRTC, STUN and TURN, allowed browser-to-browser communication with no need for native applications or browser plugins.

As an example of this, Legion is a newly created framework which explores these technologies and allows client web applications to replicate data from servers, and synchronize these replicas directly among them. Browser-to-browser communication is useful in web applications that exhibit frequent interchange of information or sharing of contents between clients, such as collaborative editing.

Although replicating data between web clients is a promising approach, personal devices can be unstable compared to the use of a centralized component server because they join and leave a network very often, so data persistency cannot be fully delegated to these devices. There is a need to store data periodically in a more stable storage system.

## 1.2 Motivating Problem and Solution

The processing power and the amount of storage of user devices allow current systems to transfer part of the work and data from a central server (or servers) to these end-point devices. There has been an effort to build tools that facilitate programmers to develop software that takes advantage of direct communication between clients.

In this scenario, communication between browsers is possible with minimal effort from both developer and user, thanks to frameworks like WebRTC that enable direct real time communication between browsers. With WebRTC it is possible to stream data, audio, or video between browsers with no need for plugins or extensions.

WebRTC made possible frameworks like Legion. Legion allows client web applications to replicate data from servers, and synchronize these replicas directly among them. This can have major impact in areas like collaborative editing, where current approaches like Google Docs always use a central server to mediate communication between clients. Legion offers the same API as Google Drive Realtime, thus allowing to easily port existing applications to the new framework.

However, there are some disadvantages in direct browser-to-browser communication. User devices are unstable when compared to a server on a data center, as they can join and leave the system frequently. This makes imperative to include in the system a centralized component where data durability is guaranteed. Part of the goal of this thesis is to study how to integrate a legacy distributed storage system with the Legion framework, giving this framework more robustness when it comes to persistence of data and allowing clients that don't support WebRTC to use the framework as an old fashion centralized server approach.

This integration will have the following main challenges. First, the incompatibility between the Legion framework data model and the storage systems data models. To address this challenge, it will be necessary to both extend the Legion data model and to create a mapping between the two models. Second, the need to keep data synchronized between the central storage and the Legion framework, considering that replicas can be modified concurrently. This encompasses the following problems: (i) identifying the updates that have been executed in the central server and in Legion; (ii) propagate the updates across systems efficiently. Besides this, and based on the study of distributed storage systems techniques, an important topic is consistency guarantees in the data propagation. Most well known storage systems offer some sort of consistency policy, whether this is atomic transactions, eventual consistency, or causal consistency. Currently, Legion supports causal consistency for each object, but not across objects. In this work, we will need to settle the best relation between Legion's and the storage systems' consistency model. This will help peer-to-peer application developers to have an easier time reasoning about data propagation between nodes.

## 1.3 Expected Contributions

The work planned for this thesis will be based on the understanding of Legion and the study of well known legacy distributed storage systems. The contributions for this work are:

- Contribute to the Antidote data store system development by extending the support to a more language abstract client interface.
- Develop a javascript client for Antidote.
- Extend Legion to support the integration with an existing storage system, such as Antidote.

## 1.4 Document Structure

The remainder of this document is organized as follows:

**Chapter 2** describes the related work. Existing work is explored in the areas of communication technologies, peer-to-peer systems and distributed storage systems.

**Chapter 3** discusses the proposed design, mentioning the options taken at each step and depicts the system architecture on the which the implementation will have its basis on.

**Chapter 4** describes the process of the system implementation, including the synchronization algorithm and implementation details.

**Chapter 5** evaluates the performance and scalability of the integration mechanism.

**Chapter 6** concludes this document by summarizing the thesis, as well as discussing pointers for future work.



## CHAPTER 2

### RELATED WORK

In this chapter, will be presented various aspect that will help with the work to be developed in this thesis. The following sections cover in particular:

- In section 2.1, an overall study of the WebRTC technology is presented.
- In section 2.2, storage systems mechanisms and examples are depicted, as this is one of the most important topics for this thesis.
- In section 2.3, peer-to-peer system mechanisms are explored, as they are widely used, even in storage systems.

#### 2.1 WebRTC

WebRTC[4] is a framework for the web that enables Real Time Communications among browsers. Before the availability of WebRTC, real time communication was either done via native applications or plugins, which demanded large downloads and/or a great effort for both developers and users to install and keep updated. These disadvantages would make web-based applications that resort to direct communication among clients not viable for both operators and users alike. With WebRTC, the final user can have a much better experience on its browser and the developers can benefit from a structured and easy to use API to develop Web applications.

WebRTC includes three main components: audio, video and network. In the network component are mechanisms that deal with network related practical issues. Also included are components for facilitating the establishment of peer-to-peer connections using ICE / STUN / Turn / RTP-over-TCP as well as support for proxies.

Although WebRTC was design to be used in Peer-to-Peer contexts, it relies on a centralized component for particular interactions:

- Before any connection can be made, WebRTC clients (peers) need to exchange network information (signaling protocol).
- For streaming media connections, peers must also exchange data about the media contents being exchanged, such as video encoding and resolution
- Additionally, as clients often reside behind NAT<sup>1</sup> gateways and firewalls, these may have to be traversed using STUN (Session Traversal Utilities for NAT) or TURN (Traversal Using Relays around NAT) servers.

### 2.1.1 Signaling

Signaling[31] is the process of coordinating communication. In order for a WebRTC application to set up a "call", its clients need to exchange the following information information: (i) session control messages used to open or close communication; (ii) error messages (iii) media metadata such as codecs and codec settings, bandwidth and media types (iv) key data, used to establish secure connections (v) network data, such as a host's IP address and port as seen by the outside world

This signaling process needs a way for clients to pass messages back and forth. This mechanism is not implemented by the WebRTC APIs, it must be implemented by the application developer. This implementation can be a simple messaging system that uses, for example, a central server.

### 2.1.2 STUN

NATs provide a device with an IP address for use within a private local network, but this address can't be used externally. Without a public address, there's no way for WebRTC peers to communicate. To get around this problem WebRTC uses STUN.

STUN servers have the task of checking the IP address and port of an incoming client request from an application behind a NAT, and send that address back as response. This makes possible for an application to find its IP address and port from a public perspective.

### 2.1.3 TURN

TURN is used to relay audio/video/data streaming between peers. When direct communication via UDP and TCP fails, TURN servers can be used as a fallback. Unlike STUN servers, that do a simple task and do not require much bandwidth, TURN servers are heavier to support, as they relay data between peers.

---

<sup>1</sup>Network address translation.

## 2.2 Storage Systems

Storage is a fundamental aspect for the majority of applications and web applications in particular. Current web applications demand a set of characteristics that fit with their goals, whether this is strong consistency, high availability, global geo-replication of data, or high performance read and write operations.

### 2.2.1 Data Models

A data model that a storage system uses as internal representation will influence the outcome performance of the system at many levels: (i) querying speed, as the organization of data will influence how fast the system can find it; (ii) scalability, because different amounts of data requires different data structures; (iii) querying functionalities/operations, because how the data is stored will influence the different ways of searching and operating with that information.

#### 2.2.1.1 Relational Model

The relational model[9] is vastly used in traditional databases. It represents data with a collection of relations. Each relation is a table that stores a collection of entities, where each row is a single entity and each column an attribute. Every table has one or more attributes that together make a unique key. This key allows efficient queries by indexing the table.

The relational model allows powerful queries by relying on relational algebra. Commonly used operations between tables include Select, Join, Intersect, Union, Difference and Product.

#### 2.2.1.2 Key-Value Model

Key-Value stores use keys associated with values, making a collection of pairs. Storing and retrieving information from a key-value database can be very efficient, because it can rely on a dictionary to keep track of all the keys, using a hash function to access a position of the dictionary. Although more efficient in certain conditions, this model does not support such powerful querying as the relational model.

The key-value model has been getting more traction recently, as multiple databases and storage systems use it due to its scalability potential.

#### 2.2.1.3 Bigtable Model

Bigtable[8] uses tables as its data model, but not in a relational way. A table in Bigtable is a sparse, distributed, persistent multidimensional sorted map. Data is organized into three dimensions: rows, columns and timestamps. In order to access a specific storage cell, one needs to reference the row key, column key and timestamp. Columns can be

grouped into column families, which form the unit of access control. Table updates are executed at a transactional row level.

This approach allows the system to scale, while still offering some control over the data. System scalability can be guaranteed by allowing concurrent access to different rows, since Bigtable offers transactions per row.

### 2.2.2 Distributed Storage Systems Techniques

Each storage system has to address multiple aspects related with the storage and manipulation of data. These aspects include data partitioning when considering systems that are materialized by multiple machines, replication to ensure data availability and good performance, data versioning, membership control, failure handling, scalability, and overall system performance.

Each storage system tackles these aspects using different solutions to best fit a specific working environment or particular needs of the system operating on top of them.

#### 2.2.2.1 Consistency Guarantees

There is a well known trade-of between performance and consistency in replicated systems, and in particular in geo-replicated systems[12]. In a nutshell, the greater the consistency guarantees offered by a system, the less performant that system becomes. The main consistency models are presented below:

**Strong Consistency** With Strong Consistency models strive to have all updates serialized in the same order across all replicas. While this can benefit the programmer by making it easier to reason about the state of a system, offering such guarantees makes the system less performant, and can even halt the system, when replicas cannot be contacted, for instance when there is a network partition.

**Snapshot Isolation** Snapshot isolation[19] guarantees that all reads made in a transaction will see a consistent snapshot of the system taken in the start of that transaction. This transaction will be successful if the updated values have not been changed since the beginning of the transaction, when the snapshot was taken.

**Eventual Consistency** Eventual consistency[3] guarantees that all updates will reach every replica eventually and that the state of all replicas will eventually converge. This usually means that update operations (i.e. operations that modify the state of the system) can usually be executed locally at one replica without resorting to coordination (in the critical path of operation execution). This implies that operations return their replies to clients before the operation becomes known by all replicas in the system.



This allows clients that issue read operations, to observe old, or divergent versions (from other clients reading the same content) of the data depending on which replica processes the client read operation.

**Causal Consistency** Causal consistency is a consistency model, whose guarantees lie somewhere in between strong consistency and eventual consistency. While it allows clients to observe divergent values, contrary to eventual consistency, it guarantees that clients observe values that respect causal relationships between them[2, 18]. A causal dependency is formed, for example, when a node performs a read followed later by a write, even on a different variable, the first operation is said to be causally ordered before the second, because the value stored by the write may have been dependent upon the result of the read.

In practice, respecting the causal relationship on these objects implies that a client should not be able to observe the effect of the write operation discussed above without being able to observe the same (as a latter version) value read by the client that issued that write.

#### 2.2.2.2 Partitioning

In distributed storage systems, multiple nodes materialize the state of the database. This is done to achieve both load balancing and scalability (due to fault tolerance it is also crucial to replicate the same data across multiple nodes). Below the main methods to do this are presented:

**Consistent Hashing** Consistent Hashing[15] is about using a hash function to map each data item to a location(node) in the system. The range of values of the hash function can form a ring by overlapping the highest hash value with the lowest value. Each node in the system is assigned a random value within this range. Searching an entry in such system can be very efficient, because it only requires to apply the hash function to find the item location. Keeping this structure has maintenance costs, because the system needs to update the active nodes as they leave or join.

**Directory Based lookups** [21] Directory-based approaches can place replicas in arbitrary locations but require a lookup to the directory to find the replica location. This may involve one or more round-trips in the network. This technique has less maintenance costs than consistent hashing, as node joins and leaves are not as heavy to update. Finding an item may take more time as the system scales.

#### 2.2.2.3 Replication

For fault tolerance and to guarantee the persistence of data[21], each item in the system is replicated across  $N$  storage nodes in most distributed storage systems.

The number of individual replicas  $N$ , controls a trade-off between performance and fault tolerance. With higher values of  $N$ , each data item is replicated across more nodes, so the system becomes more tolerant to individual node failures. With lower values of  $N$ , the system becomes more performant, as write operations have to be propagated to less machines. This trade-off has been explored in the past [12], leading to the proposal of multiple replication protocols, such as quorum systems [25] among others [1, 23].

To determine how to distribute the load of  $N$  replicas across all nodes, one can use the following techniques:

**Master/Slave Replication** In master/slave replication, each master node can have multiple slaves. The role of the master node is to receive the updates and replicate the acquired data to all of the slaves that it is connected to. The slave nodes are used to answer read calls.

**Publish/Subscribe** The publish/subscribe replication is characterized by listeners subscribing to channels, with publishers sending data to these channels that connect to subscribers. In the particular case of replication, nodes with an interest on a specific source of data (another node) will subscribe to his channel, receiving the updates from it.

**Neighbor Replication** Neighbor Replication keeps copies of each item in the  $N-1$  neighbors of the node responsible for that key. While this allows to keep tight control on the replication degree, by triggering the creation of new replicas when neighbors change, it has a high maintenance cost, since replicas must be created and destroyed with every change in the network.

**Virtual Servers** In a system working with Neighbor Replication, one can use Virtual Servers to improve load balancing of the system.

Using this approach, each physical node presents itself as multiple distinct identities to the system. Each identity represents a virtual node maintained by that server. On the other hand, this may amplify the effect of churn<sup>2</sup>, since the departure of a single node leads to the simultaneous failure of multiple virtual nodes.

**Multi-Publication** Multi-Publication stores  $N$  replicas of each data item in different and deterministically correlated positions. While this offers very good load balancing properties, it requires a monitoring scheme to detect departure/failure of nodes.

**Resilient Load-Balancing** This policy uses groups to manage the load balancing of the systems. Each group has a collection of data that is replicated between group nodes. When a new node enters the system, it joins the group with fewest members. Load balancing of data is kept by splitting and merging groups when it reaches a certain unbalanced threshold.

---

<sup>2</sup>Churn is the participant turnover in the network (the amount of nodes joining and leaving the system per unit of time)

**Most Available Node** In this policy, data is placed in the nodes predicted to be the most available in the future with higher probability. Using this technique, fewer items are affected by failures and fewer replicas need to be created again. This introduces savings in data transfer costs, but it creates unbalanced load in the system nodes.

#### 2.2.2.4 Multi-version tracking

Some systems that allow weaker consistency, other than serializability, resort to versioning, where multiple versions of the same data item are maintained at the same time. To distinguish between these, there must exist a unique identifier for each version of an object.

**Vector Clocks** Each update to a data item is always tagged by a vector clock that uniquely identifies that data item version.

A vector clock is a list of pairs  $(node, counter)$ , where *node* is the identifier of a node in the system that issued the event/operation being tagged and *counter* is a monotonically increasing value associated with that node.

With this we can keep separate versions of one data item and we can check if two different versions conflict (meaning that how vector clocks encode concurrent events or divergent versions). To do so, we compare the two vector clocks and verify if either one descends from the other or that there is a conflict caused by two separate updates from the same version (i.e. versions have divergent states of an object).

#### 2.2.2.5 Version Reconciliation and Conflict Resolution

When concurrent (and not coordinated) updates are issued over two replicas of a given data object, these replicas will potentially evolve to divergent states, that at some point must be resolved into a single converged state, ideally, the effects of all operations that generated the divergences. To take this action there are mainly two aspects to consider: how to do it and when to do it. Multiple techniques address this issue, and the main ones are briefly described below:

**Last Writer Wins** With this simple approach the last update based on some notion of time is the one that is adopted by the system. While this is trivial to implement, using local machine clocks, they are usually not synchronized across nodes, which can lead to incorrect decisions and to lost updates.

**Programmatic Merge** This technique leverages the programmer to specify what happens when two versions conflict. Every node is required to either have a piece of code that decides how to merge divergent versions of an object or to show both states to the end user on-line and delegate on the user the decision concerning the final converged state.

**Commutative Operations**

Another approach is to design the system by only allowing commutative operations to be performed, this means that despite the order in which operations are executed, the final result will be the same, as long as all replicas execute all operations. If we can make every update commutative, then conflict resolution becomes only a matter of ensuring that all replicas executed all operations.

A simple example is a counter that only allows increment operations. Independently of the order of these increments, the final value will be the same across all replicas.

**Operation Transformation** The goal of this technique is to transform operations issued over the system in an automatic fashion as to ensure that they can be applied in any order and still ensure the correctness of the system. This is specially useful when working on collaborative editing.

**CRDTs** Convergent or Commutative Replicated Data Types. These are distributed data types and structures with mathematical properties that ensure eventual consistency and state convergence while being very scalable and fault-tolerant.

A CRDT[24] requires no synchronization during the execution of operations to ensure state convergence, an update executes immediately, unaffected by network latency, faults, or network failures. There are two kinds of CRDTs:

CvRDTs, State-based Convergent Replicated Data Types. The successive states of an object should form a monotonic semi-lattice and the replica merge operation computes a least upper bound. In other words, the merging of different states will eventually converge to the same final state at each replica. It allows for weak channel assumptions (i.e. unreliable communication channel). However, sending over the entire state might be inefficient for large objects.

CmRDTs, Operation-based Convergent Replicated Data Types. In the operation-based CRDTs, concurrent operations commute. Operation-based replication requires reliable communication channel with ordering guarantees, such as a causal order between operations.

Both classes of CRDTs are guaranteed (by design) to eventually converge towards a common single state.

CRDTs tend to become inefficient over time, as metadata accumulate and internal data structures can become unbalanced[24]. Garbage collection can be performed using some form of weak synchronization, outside of the critical path of client-level operations.

### 2.2.2.6 Membership/Failure Handling

It is important in distributed storage systems to keep track of which nodes join and leave the system, so we can maintain the guaranties of replication and correct mapping of data objects to nodes. There are several techniques to achieve this, in particular:

**Gossip Protocol** This technique relies on periodic communication between pairs of nodes to synchronize their local information concerning system membership.

When a node joins the system, it communicates with a set of existing nodes and these periodically contact random peers, synchronizing their membership list. This keeps going until every node in the system knows the existence of the new node. Similar procedure goes for a leaving node.

**Anti Entropy** Anti Entropy mechanisms are useful to recover from scenarios where nodes fail. These mechanisms detect inconsistencies between replicas and are used to synchronize data between them. This is a specialized form of gossip protocol.

A fast way to detect inconsistencies and minimize the amount of transferred data is to use Merkle Trees[27]. Merkle Tree is a hash tree where leaves are hashes of its keys and parent nodes are hashes of the values of their children. To check if two replicas are synchronized, we compare the hash value at the roots, if it is the same value they are synchronized, if not, the values of the hashes at each level of the tree are recursively compared until all divergent nodes are located. Synchronization is then performed only over the nodes whose values have diverged.

**Sloppy Quorum** Usually writes need to be performed in a sub-set of nodes, in order to provide consistency and safe persistence. In scenarios where a temporary failure of one of those nodes happens, such operations could not be executed.

Sloppy Quorum allows to write the updated data item to another node, other than the ones previously selected. This node is now responsible to periodically try to contact the original node and deliver the updates that it had previously missed.

**Accrual Failure Detection** [13] The idea of an Accrual Failure Detection is that the failure detection module does not emit a boolean value stating that node is up or down. Instead, the failure detection module emits a value which represents a suspicion level for each of monitored nodes. The basic idea is to express the value of  $\Phi$  on a scale that is dynamically adjusted to reflect network and load conditions at the monitored nodes.

### 2.2.3 Storage System examples

In this section, we will present some of the distributed storage systems that are important for this thesis:

**Dynamo** [11] Dynamo is a distributed storage system used by several services at Amazon, it uses the key-value storage model, the interface supports get and put operations and it guarantees eventual consistency across data replicas.

It uses an always writable policy for updates, with conflict reconciliation on reads. To do so, data is partitioned and replicated using consistent hashing where the hash values are mapped into node identifiers, that are organized in a circular ring formed by their identifiers, this is done by overlapping the highest hash value next to the lowest one.

Replication of each data item is configurable with the number of replicas  $N$ . So besides being stored in the responsible node (according to their hash value) each data object is replicated using neighbor replication. Load balancing is achieved using virtual servers 2.2.2.3 mapped to the same physical node. It is also possible to adjust the number of nodes that are used to serve read or write operations using parameters  $R$  and  $W$ .

To keep track of multiple versions of the same item, Dynamo uses vector clocks for version tracking and executes version reconciliation when read operations are submitted on an object. This technique favors write performance.

To handle temporary node failures Dynamo uses a sloppy quorum. Upon the need to recover from a failed node, it uses an anti entropy mechanism backed by Merkle trees to calculate differences between replicas.

Membership is maintained in a distributed way using a gossip protocol.

**Redis** [7] Redis is a non-relational in-memory database that was built to fill the needs of modern web applications, so its focus is mostly on read performance and availability.

It provides eventual consistency of data while supporting partitioning and replication with publish/subscribe and master/slave techniques. Besides the common key-value interface, it also offers Data structures such as strings, lists, sets, sorted sets, and hashes. Hashes are key-value pairs inside a key and are optimal for storing attributes inside an object.

**Cassandra** [17] Cassandra is a distributed storage system for managing very large amounts of structured data spread out across many commodity servers.

Cassandra uses tables similarly to Bigtable. Table columns can have columns inside themselves. To access these, Cassandra offers an API with insert, get, and delete methods.

To distribute data across the system nodes, it uses consistent hashing with a ring layout, similar to Dynamo. Replication is handled with three different policies. "Rack Unaware" replicates each item using neighbor replication, "Rack Aware" and "Datacenter Aware" use a system node as a leader to coordinate the ranges of the

replicas and spreads the copies of each object across machines that are either on different racks on the same datacenter or in different datacenters. To achieve load balancing it uses resilient load-balancing 2.2.2.3, based on the analysis of the load information of the ring.

Membership is handled with an anti-entropy gossip protocol 2.2.2.6 and it further relies on accrual failure detection 2.2.2.6 for failure detection and handling.

**Riak** [16] Riak is a distributed key-value data store system that provides high availability by allowing to choose between strong and eventual consistency. Eventual consistency in Riak uses CRDTs at its core, providing CRDT data types that include counters, sets, flags, registers, and maps.

It uses many of Dynamo's concepts, such as consistent hashing for partitioning data around the replicas ring, neighbor replication with virtual nodes to guarantee data availability, vector clocks for object versioning, a gossip protocol to communicate membership changes and an anti-entropy mechanism based on Merkle Trees to detect differences between replicas.

Besides the common interface methods GET, PUT and, DELETE, it also offers Map-reduce querying, secondary indexes, and full-text search functionalities.

**Antidote** [28] Antidote is a distributed CRDT key-value store written using the Riak Core module that is intended to provide partitioning, Intra-DC (Data center) and Inter-DC replication, while also supporting atomic write transactions.

Antidote has direct support for read and writing operations over CRDTs, this makes it easier for the programmer to reason about and work with these data structures.

The system architecture is divided in the following layers: (i) across DCs replication layer, is responsible for replicating updates to other DC and include both components needed in the sender and the receiver DC. The update propagation is done in a FIFO (First in first out) order; (ii) transaction layer, is responsible for providing transaction support, Snapshot Isolation and causality tracking between objects; (iii) materializer, is in charge of forming the objects from the set of operations returned by the logging layer; (iv) logging layer, is used to provide fast write operations, as it appends an operation to the log before the actual update propagation; (v) replication within a DC, uses strict quorum to perform log reads and writes among  $N$  replicas within the DC.

This layered architecture design allows to easily add or remove features to the system as well as rely on different strategies for each of these modules.

## 2.2.4 Distributed Caching Systems

Traditional caching is about using the main memory to temporarily store the most frequently accessed data, in order to speed up the process of fetching data. Caching in a

network context has been used for a long time with the main purpose of improving web access times and reducing traffic and load to the storage service. With a distributed caching architecture one can achieve better hit ratio, response times, and load balancing[22].

Distributed Caching is becoming more popular since main memory prices have been lowering. Hence, caching is becoming a more relevant layer of the storage service of web applications. Here are some examples of Distributed Caching Systems:

**Memcached** [29] Memcached is a high-performance, distributed memory object caching system originally intended for use in speeding up dynamic web applications by alleviating the database load.

In Memcached, instead of having a dedicated amount of memory for each node, the whole available memory of the distributed caching service is shared by all the nodes.

**Redis** Redis, also described earlier, can also be used as a caching system if configured to only use the main memory, not dumping periodically to disc.

## 2.3 Peer-to-Peer Systems

The term “peer-to-peer” (P2P) refers to a class of systems and applications that employ distributed resources to perform a function in a decentralized manner[20].

Peer-to-peer is an alternative to the client-server model, in its purest form there is no notion of server, as every node is a peer that can act as server or client when needed. There are certain characteristics that can be tuned in peer-to-peer systems to achieve a desired working environment. A key aspect of peer-to-peer systems is overlay networks, logical networks that operate at the application level and that are used to manipulate and control the interactions among the participants of the systems.

### 2.3.1 Degree of Decentralization

#### Decentralized

In a fully decentralized system, every peer is an equal participant. This way we can avoid bottlenecks and single points of failure, while promoting scalability and resilience. On the other hand, it is hard to keep a global view of such a network, since there is no coordinator node. Usually these networks rely on flooding protocols to propagate changes.

To address this issue, some systems elect supernodes in order to balance load in the network and becoming an entry point for new participants.

#### Partly Centralized

Partly Centralized systems have a centralized component that stores information



about the available resources and acts as a coordinator to the other nodes. This component is responsible for managing node connections.

These systems are simpler to build than fully decentralized ones, but have a potential of bottleneck and single point of failure in the centralized component, where unavailability can potentially render the system impossible to access.

### 2.3.2 Structured vs Unstructured

This design option is usually based on how useful it is to have a performant querying mechanism and the amount of churn in the network.

#### Structured Network

Structured networks are specially useful to make efficient queries in the network. Each node has a unique identifier that is used to discover its location among the remaining nodes. Most structured overlay networks rely on consistent hashing to operate, forming a ring array with nodes of the system accordingly to their identifiers, behaving as a distributed hash table (DHT). This structure works similarly to a traditional hash table, where a value can be easily found by its key.

Building and maintaining such structure has costs. The DHT needs to constantly update the list of active nodes, which can be very expensive if network churn is high.

#### Unstructured Network

In an unstructured network each node keeps its own collection of resources that surround it and updates are propagated using flooding mechanisms. Not having a particular structure makes the network more tolerant to churn, but propagating queries becomes a heavier task as the topology preaches no indication of the location of resources, leading the query to be propagated through a gossip like protocol to all the other participants of the system.

## 2.4 Distributed Coordination

In large scale distributed applications, there is a need for some sort of coordination mechanism that suits specifically the application's working environment.

Coordination in distributed systems helps tackle problems such as [10] (i) event ordering, (ii) mutual exclusion, (iii) atomicity, (iv) concurrency control, (v) deadlock handling, (vi) leader election, (vii) agreement reaching.

### 2.4.1 Distributed Coordination Services

**ZooKeeper** [14] ZooKeeper is a service for coordinating processes of distributed applications. This service exposes an API as a coordination kernel that provides the

necessary tools for the developer to create coordination mechanisms. In order to show the developer how to use the API to create high level coordination primitives, these mechanisms are then integrated in a package of coordination recipes. These allow to build primitives such as (i) configuration management, allowing to implement dynamic configuration in distributed applications; (ii) rendezvous, this is useful to share information between a master process and several workers; (iii) group membership, in order to keep track of the operational nodes in the system; (iv) locks, as a method to modify a certain variable in mutual exclusion mode. Besides this, read and write locks can also be implemented.

ZooKeeper provides to its clients an abstraction of a set of data nodes that are organized by hierarchical name spaces. This data structure can be manipulated by the clients in order to implement the coordination mechanisms mentioned before.

## 2.5 Data Serialization

In a distributed system messages are constantly being sent and received between several nodes. This communication between nodes takes a crucial role in the system performance[26], so most systems today use data structure serialization mechanisms. These mechanisms turn the application's internal objects into a structured format that can be sent to another node.

These formats usually support a way to manipulate the written data, so it can be easily created by the sending node and easily read and parsed by the receiving node.

### 2.5.1 Data Serialization mechanisms

**XML [6]** XML is a serialization mechanism that is expressed as a markup language. XML was developed by members of the W3C and has been around for a while, thus creating a large user base around the world.

XML was developed having in mind a straightforwardly use over the Internet, so it is widely supported. The message's format allows it to be parsed without knowing its schema in advance and it is human readable.

Despite its easy usability and support, one of its drawbacks is the very verbose syntax.

**JSON [5]** JSON, JavaScript Object Notation is a lightweight format to serialize data. JSON expresses the content of a JavaScript object and so it can represent four primitive data types (string, numbers, booleans and null) and two structured types (objects and arrays).

It is widely used in a browser context, and as well as XML, it is human readable, but it removes the overhead of the verbose markup.

However, JSON also has its shortcomings, such as extensibility drawbacks and lack of input validation.

**Protocol Buffers [30]** Protocol buffers is Google's solution for data serialization. Oppositely to XML and JSON, it encodes data into a binary format, so it can have a smaller size going through the network. Also, the message format are defined in a .proto file, that will be used to serialize and parse the content of the message. Without the knowledge of the its format it is not trivial to decode the message.

The message format specification is done a syntax similar to JSON. The field types can be numbers (integer or floating-point), booleans, strings, raw bytes, or even other protocol buffer message.

This binary format suits the needs of modern distributed applications by reducing the size of the messages traded between nodes. A drawback of using a binary serialization is not being human readable.

## 2.6 Summary

This chapter has covered the existing work that will support, influence, and help the development of this thesis.

The main focus is around storage systems and the many techniques they use to tackle different challenges in the design and operation of those distributed systems. The major aspects surround consistency, partitioning, replication, object/update versioning, version reconciliation and membership/failure handling.

This chapter also discussed peer-to-peer systems and some aspects of overlay networks, since they are widely used in many distributed systems and in particular to implement storage systems.

Besides that, the fundamentals of WebRTC, a crucial aspect for the work done on the Legion framework that is also one of the goals of the work developed in this thesis, was briefly introduced.



## INTEGRATION DESIGN AND ARCHITECTURE

This chapter presents the design of the solution developed in this work to connect Legion clients to the Antidote data storage. We start by briefly presenting Antidote and Legion, focusing on the mechanisms necessary for integrating both systems. After this introduction, we present an overview of the proposed design and the interaction between Legion and Antidote.

### 3.1 Overview of used systems

In order to design an integration between Legion and Antidote, it is imperative that we understand how both systems work, so we can take advantage of their internal mechanisms. Next follows a brief presentation of the mentioned systems, as well as some important working details.

#### 3.1.1 Legion

A large number of web applications are built around direct interactions among clients, such as collaborative applications, social networks and multi-user games. These applications manage a set of shared objects, with each user reading and writing to a subset of these objects. These kind of applications are usually implemented using a centralized infrastructure that maintains the shared state and mediates all interactions among users. This approach has some drawbacks, such as the servers becoming a scalability bottleneck, the service fault when the servers are unavailable and the latency for nearby users being unnecessarily high.

One alternative to this model, is to rely on direct communication between users. In a not so far past, such an alternative would be troublesome when combining peer-to-peer and Web applications. Due to the lack of default mechanisms for supporting peer-to-peer

communications, browser extensions or plugins were often needed to implement such approach.

With the recent development of tools such as WebRTC[4], that enables direct communication between browsers and connectivity utilities such as STUN and TURN, as explained in 2.1, that can overcome the trouble of connecting users behind NATs and firewalls, a new set of peer-to-peer web applications started to be developed.

Legion is a framework that exploits these new features for enriching web applications with direct data replication between browsers. Each client maintains a local data storage with replicas of a subset of application shared objects. Legion uses an eventual consistency model, where each client can modify its local objects without coordination. This allows updates to be performed concurrently on different replicas, with modifications being propagated asynchronously. To guarantee that all replicas converge to the same correct state after updates have been applied in different replicas, Legion relies on CRDTs[24] for representing data. To support interactions in a peer-to-peer manner, clients form overlay networks to propagate objects and updates among them. In each overlay network, a few clients act as synchronization points with a centralized component, that acts as a centralized persistent storage. These clients have an object server component that include an extension mechanism to allow the integration with different central services. These clients are responsible to propagate updates executed in the Legion overlay to the central service and vice-versa. Figure 3.1 illustrates the Legion’s architecture.

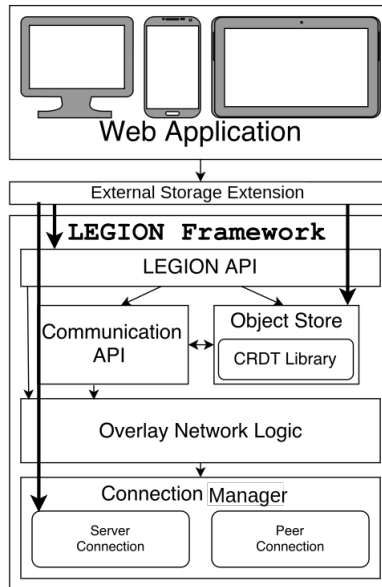


Figure 3.1: Legion Architecture

### 3.1.2 Antidote

Traditional databases, as discussed in 2.2.1.1, provide strong guarantees but are slow and unavailable under failures and network partitions. Hence, they are not suitable for

geo-replication. The alternatives are NoSQL-style databases which are fast and available even under network partitions. As described in 2.2.1.2, they provide a low-level key-value interface and expose data inconsistencies due to asynchronous communication among the servers. It takes significant effort and expertise from programmers to deal with these inconsistencies and develop correct applications on top of these databases. Antidote[28] provides features that aid programmers to write correct applications, while having the same performance and horizontal scalability as NoSQL, from a single machine to geo-replicated deployments, with the added guarantees of Causal Highly-Available Transactions, and provable absence of data corruption due to concurrency.

Internally, Antidote uses CRDTs to store data. To modify the database, one can make use of interactive transactions composed by three steps: begin, update/read and finally commit. Transactions can receive a timestamp to force the read/update to be executed at a certain system snapshot. Antidote low-level API allows to request the operations log since a certain timestamp. Clients can use this API via the distributed Erlang interface that can only be used by Erlang clients, or the protocol buffer interface[30], which is language independent. Antidote can work with several nodes in the same cluster, and the inter-dc mode replicates data in a FIFO (First in first out) operation order. The system architecture is depicted in Figure 3.2.

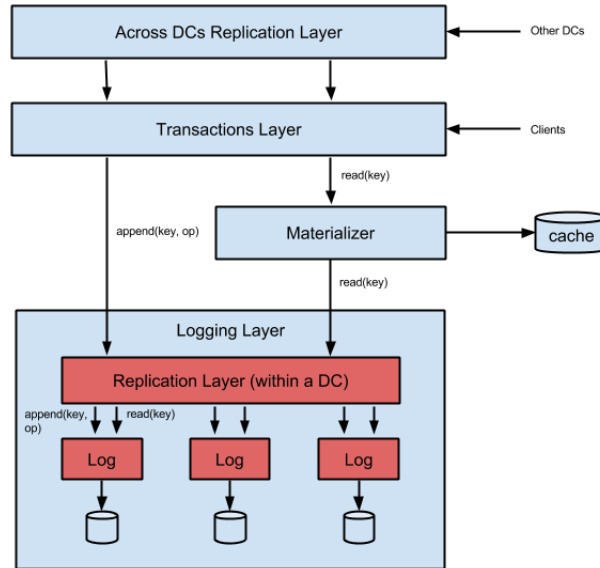


Figure 3.2: Antidote Architecture

## 3.2 Architecture Overview

Legion includes a mechanism to allow the integration with other external storage systems, which we use in our work. This mechanism consists in a module that implements a pre-defined interface.

Figure 3.3 shows the architecture of our approach to integrate Legion with Antidote.

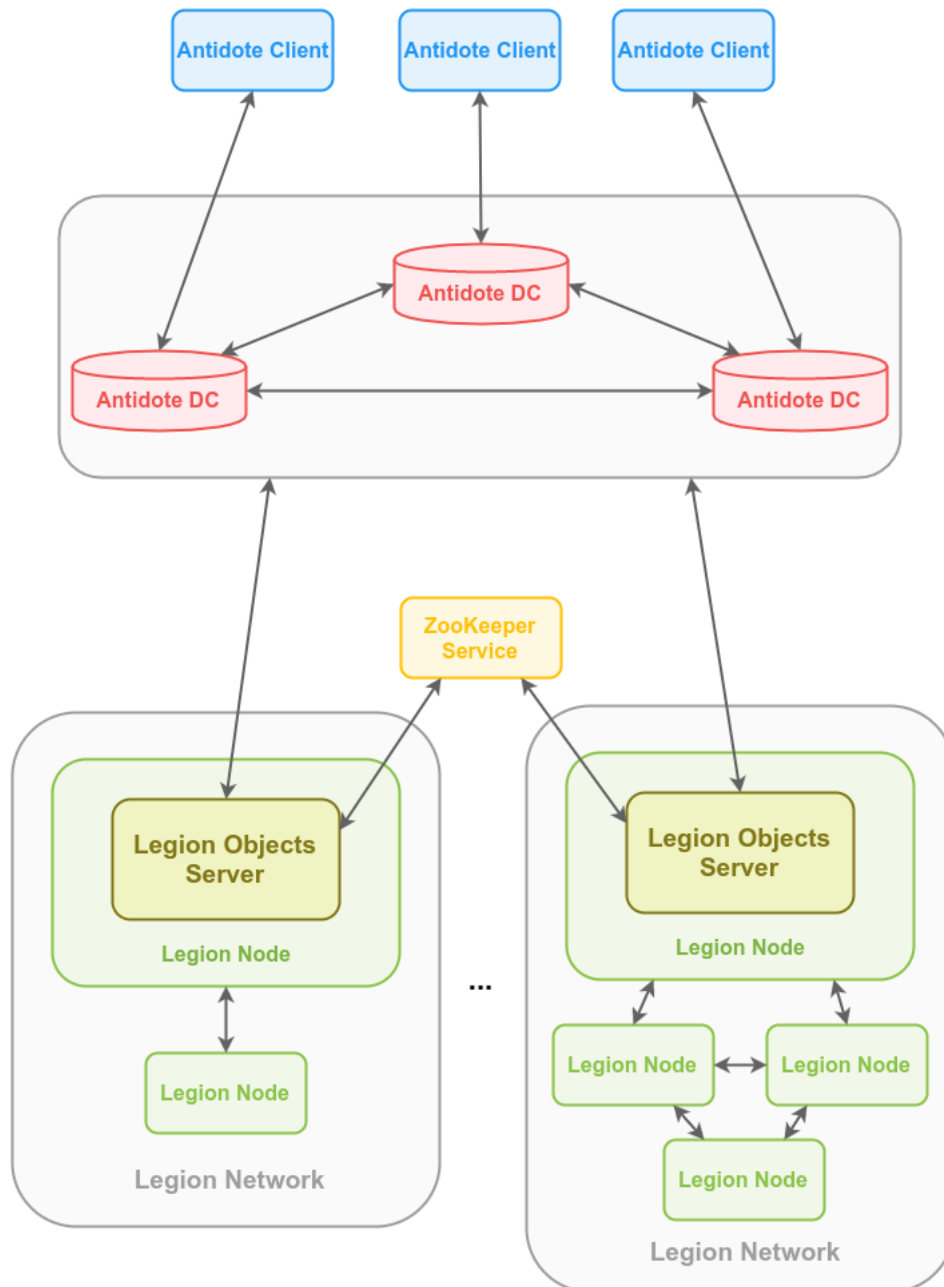


Figure 3.3: Integration Architecture



The following components are included in the architecture.

**Antidote**

The storage system to be integrated with Legion. Antidote is a geo-replicated data store with servers running in multiple DCs. The replicas in Antidote will be synchronized with Legion. An Antidote node can have its data updated directly by an antidote client, or by an update that was propagated by a Legion node.

**Antidote Client**

An Antidote client can manipulate the system's data by making calls to modify the state of Antidote's objects directly.

An Antidote client can be any client that either uses Antidote's distributed Erlang interface, or the protocol buffer interface.

**Legion Node**

This component is a Legion instance in the system. Applications running in Legion nodes can query and update data in the system. Legion nodes also have the responsibility to keep themselves and the other Legion nodes updated and synchronized.

**Legion's Objects Server**

The objects server is part of a legion node and acts as a synchronization point to centralized storages. There can be one or more in each Legion network, and it is guaranteed that every event in the Legion network will be captured by at least one objects server. These events include network membership messages and update operations. In our work, the objects server sends updates to Antidote using the protocol buffer interface. The objects server gets operations from Antidote and feeds them into the Legion network.

As we will detail later, this component communicates with the ZooKeeper service to coordinate the update execution.

**ZooKeeper Service**

ZooKeeper is used in the system as a service to guarantee mutual exclusion of the synchronization process between the multiple objects servers. It receives locking requests from Legion's objects servers and keeps information of the locking status of each data object.

### 3.3 Integration challenges

When integrating both systems, there are some challenges that need to be tackled. The main effort in this integration is the synchronization process, which must be executed by propagating operations from one system to another. CRDTs internally store metadata used to guarantee that replicas converge to the same state after all updates are executed. This metadata is also included in the operations. However, as Antidote and Legion use

slightly different information, it is necessary to convert the metadata when operations are propagated across systems. For example, when an element is inserted in a set in Legion, a unique identifier composed by the node id and a counter is associated with the element. When an operation is sent to Antidote, it is necessary to convert this unique identifier in one of the identifiers used in Antidote. The same occurs when an operation is propagated from Antidote to Legion.

Despite multiple Legion objects servers may contact Antidote, we need to guarantee that an operation executed in Legion (respectively Antidote) generates a single operation in Antidote (respectively Legion). To achieve this, we use the following approach.

First, we need to guarantee that a single objects server is synchronizing at any given moment for the same object. To this end we use ZooKeeper to guarantee the mutual exclusion between objects servers.

Second, we record in Antidote the mapping of metadata used in operations between Legion and Antidote. Additionally, each Legion network always contacts the same Antidote DC, which guarantees that the mappings will be available. With these mappings, the operations created by objects servers will be identical and idempotent. We note that it is necessary to allow different objects servers to propagate the same operation from Antidote to Legion, as a node running the objects server may fail before propagating the received operation to other nodes.

The solution of these challenges is described in sections 3.4 and 3.5, by explaining step by step how the data is propagated between systems, keeping the system's objects synchronized along with the related metadata.

### 3.4 Legion to Antidote flow

This section details the process of propagating an update issued by a Legion node into Antidote, which is presented in Algorithm 1.

In order to send the updates from Legion to Antidote we must first detect these updates. Since every update issued by a Legion node is propagated to at least one of the objects servers, we implement this process in the objects server. Our algorithm processes each event that occurs in the objects server. If the event is an update, it will be checked if that operation was already propagated to Antidote, since more than one objects server can exist. If it was not, the operation is propagated in a transaction that adds the Legion ID of the operation to the set of operations done, and executes the correspondent operation in the Antidote object. This process is executed in mutual exclusion, enforced by using ZooKeeper to guarantee that a Legion operation only generates a single Antidote operation.

**Algorithm 1** Legion to Antidote flow

---

```

1: Upon event:
2:   if event.type = UPDATE then
3:     update  $\leftarrow$  event.operation
4:     objectsServer.apply(update.operation)
5:     doneOps  $\leftarrow$  antidote.read("doneOps")
6:     if  $\neg(\text{update.id in doneOps})$  then
7:       zooKeeper.lock(update.objectId)
8:       txId  $\leftarrow$  antidote.beginTx(lastSeenTimestamp)
9:       doneOps.add(update.id)
10:      antidote.write(doneOps)
11:      antidote.addOp(update.objectId, update.operation)
12:      antidote.commit(txId)
13:      zooKeeper.unlock(update.objectId)
14:      return

```

---

### 3.5 Antidote to Legion flow

This section explains the process of propagating an update issued by an Antidote client into Legion. Algorithm 2 shows this process step by step.

For an Antidote client to issue an update, it makes use of the protocol buffer interface[30] to apply changes to the state of Antidote's objects. This operation is recorded in Antidote's log.

The Legion objects servers are responsible for extracting new operations from Antidote and propagate them to the Legion network. Currently there are two mechanisms for sending the updates to the objects servers. It can be done using the internal public/subscribe system that fires an event every time an Antidote object is updated. This solution has one major problem, the update propagation mechanism would not handle lost messages, which would have to be handled by our system. Another method to achieve this, is to have Legion's objects servers probe Antidote periodically for new updates. This can be done using Antidote's operation log. Legion's objects servers will periodically make a request to get Antidote's operation log. This log contains the operations executed in Antidote since the objects server last seen snapshot. If there are no new updates, then the objects server only updates its last seen timestamp. If there are new updates that were not propagated to Legion, the objects server executes the operation locally, and then propagates it through the Legion network. The objects server also needs to update the related meta-data for each object in the update.

---

**Algorithm 2** Antidote to Legion flow

---

```

1: Every 2 seconds:
2:    $logOps \leftarrow antidote.get("logOps", lastSeenTimeStamp)$ 
3:   for each  $operation \in logOperations$  do
4:     if  $!(operation.id \in objectsServer.doneOps)$  then
5:        $zooKeeper.lock(operation.objectId)$ 
6:       if  $antidote.hasKey("OP\_MAP", operation.id)$  then
7:          $(antId, legId) \leftarrow antidote.get("OP\_MAP", operation.id)$ 
8:          $update \leftarrow convertToLegion(operation, legId)$ 
9:       else
10:         $update \leftarrow convertToLegion(operation)$ 
11:         $antidote.put("OP\_MAP", operation.id, update.id)$ 
12:         $objectsServer.apply(update)$ 
13:         $legion.propagate(update)$ 
14:         $zooKeeper.unlock(metadata.objectId)$ 
15:    $objectsServer.update(lastSeenTimeStamp)$ 
16:   return

```

---

## INTEGRATION IMPLEMENTATION

In this chapter we will focus in the implementation of the integration mechanism, describing the work done in each component, the connection between components and emphasizing some important implementation details.

This chapter starts by (i) describing the supported data types and how they translate between systems, then it will (ii) enumerate the changes we deemed needed to Antidote, which are mainly making the system more language independent to the exterior. After this, we will describe the (iii) changes made to Legion, in the objects server. After the component's description we will get a more in depth description of the update propagation flow, from (iv) Legion to Antidote, and then from (v) Antidote to Legion.

### 4.1 Supported Data Types

This section describes the supported data types from Legion and how they translate to the correspondent Antidote data types.

#### 4.1.1 Sets

As part of this integration, we support synchronizing sets between Legion and Antidote.

Legion sets are an implementation of the operation-based ORSet CRDT, as described in [24]. In the operation-based model, updates are propagated as operations. Antidote also supports the same operation-based propagation model and uses ORSets for supporting sets.

When an operation is done in a system's ORSet, the same operation will be issued to the other system's ORSet. This process is straightforward, but we need to keep track of the unique identifiers that pair with each element of the set. Each system creates a different identifier when an element is stored, so we keep a conversion list for the synchronizing

elements. This is important, for example, when deleting an element from the set. We want to delete an element with a particular unique id and not any element.

We also need to guarantee that an element is sent to Antidote only once, because there can be more than one objects server propagating the changes to the same Antidote node. This is done by keeping the propagated operations identifiers in Antidote, so it can be queried when an operation is to be propagated.

### 4.1.2 Counters

One of the supported data types in Legion are Counters. They are internally implemented as a state based PN-Counter, as described in [24]. An operation includes the full object state. The execution of an operation in a remote site is equivalent to the merge function of CvRDTs. In order to match this data type in Antidote, we used its Counter data type, which is implemented as an operation based PN-Counter.

To synchronize the two counters, we must execute increments and decrements based on who issued the update. Since the counter implementation of each system is different, if the update is issued in Legion, the state of the counter is sent in the update and we need to apply the current change in the counter to the correspondent Antidote counter. To do so, we take the difference between the current value of the Legion object and the value of the counter in the last time the counter was synchronized with Antidote. The difference is the value added/subtracted from the counter by Legion clients, which should be added to the Antidote counter.

If the update is issued in Antidote, the update will contain the increment or decrement. This delta is added or subtracted to the Legion counter value and stored.

Again, we have to keep a list of propagated operations in Antidote in order to avoid duplicated operations. We also need to keep with the Legion counter, the information of the last Antidote version a given Legion replica synchronized with.

## 4.2 Antidote changes

In this section we will describe the changes to Antidote that were needed in order to make the integration process possible.

Antidote is a storage system based in Riak Core and it is still in a fresh stage of development. It is written in Erlang and it offers two interfaces for supporting clients: (i) a distributed Erlang interface and (ii) a protocol buffer interface.

The first one uses distributed Erlang and can only be used by an Erlang client, which is of no use to us in our work.

The second one uses Google's protocol buffer serialization mechanism, as detailed in section 2.5, to offer an interface that can be language independent. This would suit our needs since we want to be able to communicate with Antidote from a Legion objects server written in JavaScript. In order to use this interface, some changes had to be made.

Some protocol buffer message values were raw Erlang binaries, which are extremely difficult to encode/decode in JavaScript. So, we need to change it to use a language independent format. Also, some important methods that are available in the distributed Erlang interface need to be included in the protocol buffer API, such as the operations that read objects in its raw state, including internal metadata instead of returning only the value of the objects. In summary, the following functionalities had to be supported by Antidote:

- The protocol buffer messages can only contain basic data types, like numbers or strings for the interface to be language independent;
- API methods have to return the object values but also internal metadata, such as commit timestamps and unique identifiers from operations and data structure elements like sets;
- Antidote has to expose an API method that returns the contents of the operation log for an object since a certain timestamp.

With the help from Antidote's development team, these functionalities were implemented. The missing interface methods were already implemented internally, so it was only required to make an interface method to export those.

In order to make the interface language independent, it uses a JSON data structure over protocol buffer messages. This was possible by adding a JSON encoding/decoding component in Antidote's protocol buffer interface. Although this might not be the best solution, since it partially defeats the purpose of protocol buffers, it was the more practical solution regarding this thesis time span. The result of this new interface is a single protocol buffer method that encapsulates every JSON message sent as a request to Antidote. This JSON request is then parsed internally in Antidote.

Summing up, in listing [4.1](#) we show the protocol buffer interface methods before this change, and listing [4.2](#) shows the only method that these were encapsulated into, where the 'value' field is a JSON object with the request.

These changes enabled us to proceed with the system integration. Algorithm [3](#) allows us to understand the flow that Antidote takes after receiving a request by showing how Antidote handles the incoming requests from both clients and Legion nodes. When handling a write request, Antidote propagates the update internally and replies with information from that transaction. When the request is a read, Antidote replies with the object itself, including unique identifiers and transaction information. The requests can include a timestamp that represents the system snapshot on which the read/write will be executed. A request to get Antidote's operation log can also be done, returning the operation log of an object since a certain timestamp. To execute the previous requests, Antidote uses interactive transactions that can be request explicitly. The begin transaction request returns the transaction identifier, and the commit transaction request returns

the content of the request, plus information regarding the transaction, like the commit timestamp.

---

**Algorithm 3** Antidote request interaction

---

```
1: Upon request:
2:   Switch request.type
3:     case "beginTransaction"
4:       txId  $\leftarrow$  beginTransaction(request.timestamp)
5:       Send reply(txID)
6:     case "commitTransaction"
7:       (txInfo, content)  $\leftarrow$  commitTransaction(request.txId)
8:       Send reply(txInfo, content)
9:     case "write"
10:      answer  $\leftarrow$  updateObjects(request.objectId)
11:      if answer then
12:        Send reply(OK)
13:     case "read"
14:      result  $\leftarrow$  getObjects(request.objectId)
15:      Send reply(result)
16:     case "getLogOperations"
17:      logOps  $\leftarrow$  getLogOperations(request.objectId, request.timestamp)
18:      Send reply(logOps)
```

---

```
1 message ApbReadObjects {
2   repeated ApbBoundObject boundobjects = 1;
3   required bytes transaction_descriptor = 2;
4 }
5
6 message ApbGetObjects {
7   repeated ApbBoundObject boundobjects = 2;
8 }
9
10 message ApbUpdateObjects {
11   repeated ApbUpdateOp updates = 1;
12   required bytes transaction_descriptor = 2;
13 }
14
15 message ApbStartTransaction {
16   required ApbVectorclock timestamp = 1;
17   optional ApbTxnProperties properties = 2;
18 }
19
20 message ApbCommitTransaction {
21   required bytes transaction_descriptor = 1;
22 }
23
24 message ApbGetLogOperations {
25   repeated ApbVectorclock timestamps = 2;
```



```

26     repeated ApbBoundObject boundobjects = 3;
27 }

```

Listing 4.1: Protocol Buffer interface methods before

```

1 message ApbJsonRequest {
2     required bytes value = 1;
3 }

```

Listing 4.2: Protocol Buffer interface methods after

## 4.3 Legion changes

The majority of the code from the implementation was developed in Legion, more specifically in the objects server component. This is where the logic of the synchronization resides.

To manage the synchronization between Legion and Antidote there were two main parts that needed to be implemented: (i) propagate updates that reach the objects server from a legion node, and (ii) periodically check for updates that were issued directly to Antidote.

### 4.3.1 Legion to Antidote flow

As mentioned before in section 3.4, every update issued by a Legion node will be processed in the objects server. Algorithm 4 shows the steps needed for the objects server to propagate each update to Antidote. A message that reaches the objects server can be of several types, we want to parse the ones having the type 'contentFromNetwork'. By catching this event we know that an update has been issued, so now we can parse the message and get the details that we need to propagate the operation to Antidote. Listing 4.3 shows an example of an incoming update message.

After parsing the message a request to Antidote checks if that operation was already propagated. In case it was not, two separate requests are sent to Antidote, one for the actual data, and the other for the meta-data. To write both in Antidote, the protocol buffer interface is used by calling the "updateObjects" method with the element and operation. Both requests are made under mutual exclusion. For this, we rely on the ZooKeeper service. Legion's objects server needs to obtain a lock before the update is done, releasing it after. ZooKeeper acts as a centralized coordination service, by granting locks and maintaining the locking state per object. The meta-data held in Antidote represents the operations that were already propagated from Legion to Antidote, as well as CRDT specific unique identifiers.

```

1 {
2     type: "OS:C",
3     sender: 1,

```

```

4   ID:7012120591,
5   content:{
6     type:"OPLIST",
7     objectID:"objectID2",
8     operations:[
9       {
10        dependencyVV:{},
11        opID:1,
12        result:{
13          element:"a",
14          unique:"6651411189259640"
15        },
16        opName:"add",
17        clientID:"1"
18      }
19    ]
20  },
21  destination:"localhost:8004"
22 }

```

Listing 4.3: Legion update content message example

**Algorithm 4** Objects Server Legion to Antidote update propagation

```

1: Upon message:
2:   if message.type = "contentFromNetwork" then
3:     opInfo ← parse(message.content)
4:     doneOps ← antidote.getObjects("DONE_OPS")
5:     if !(opInfo.id in doneOps) then
6:       zooKeeper.lock(opInfo.objectId)
7:       txId ← antidote.beginTx(lastSeenTimestamp)
8:       antidote.updateObjects("DONE_OPS", add, opInfo.id)
9:       antidote.updateObjects(opInfo.objectID, opInfo.op)
10:      antidote.commit(txId)
11:      Upon reply(txInfo):
12:        txId ← antidote.beginTx(lastSeenTimestamp)
13:        if opInfo.CRDTType = 'set' then
14:          metadata ← parse(opInfo, txInfo)
15:          antidote.updateObjects(metadata.objectID,           metadata.op,
16:                                metadata.tokens)
17:          else if opInfo.CRDTType = 'counter' then
18:            metadata ← parse(opInfo, txInfo)
19:            antidote.updateObjects(metadata.objectID,           metadata.op,
20:                                metadata.opId)
21:            antidote.commit(txId)
22:            zooKeeper.unlock(opInfo.objectId)

```

### 4.3.2 Antidote to Legion flow

As mentioned in section 3.5, the process of propagating updates from Antidote to the Legion network is based on periodic polling.

Algorithm 5 shows the pseudo-code of the objects server work in propagating updates from Antidote to Legion. In order to periodically check for new updates in Antidote, there is a method that starts running when a Legion's objects server starts. This method will fire an event every two seconds and fetches Antidote's operations log. This request is done via the protocol buffer interface and it contains the object identifiers to search for, as well as a given system timestamp that represents the last seen snapshot of Antidote by that Legion objects server. The reply will be a list of executed operations since the given timestamp. An example of the operations log response is shown in listing 4.4.

If there exists new updates to those objects, we first check if each update was already propagated to Legion. If not, these will be locally executed in the objects server, and then propagated to all the Legion nodes in the group. Another request is made to Antidote, in order to keep track of the unique identifiers from Antidote to Legion. This includes updating the correspondence between operation identifiers and CRDT specific tokens.

At the end of this process we also need to update the last seen timestamp of Antidote's state in the objects server. This timestamp corresponds to the commit time of the last update in the operations log. These operations are performed in mutual exclusion per object, using the ZooKeeper service.

---

#### Algorithm 5 Objects Server Antidote to Legion update propagation

---

```

1: Every 2 seconds:
2:   opList ← antidote.getLogOperations(elements, lastSeenTimestamp)
3:   for each op ∈ opList do
4:     doneOps ← antidote.getObjects(doneOps)
5:     if !(op.id in doneOps) then
6:       zooKeeper.lock(op.objectId)
7:       if antidote.hasKey("OP_MAP", op.id) then
8:         (antId, legId) ← antidote.getObjects("OP_MAP", op.id)
9:         update ← convertToLegion(op, legId)
10:      else
11:        update ← convertToLegion(op)
12:        antidote.updateObjects("OP_MAP", op.id, update.id)
13:      if op.CRDTType = 'set' then
14:        metadata ← parse(op, txInfo)
15:        antidote.updateObjects(metadata.objectID, metadata.op,
          metadata.tokens)
16:      propagate(op)
17:      lastSeenTimestamp ← opList.last.timestamp
18:      zooKeeper.unlock(op.objectId)

```

---

```
1 {log_operations:[
2   {
3     clocksi_payload:{
4       key: {json_value:"objectID2"}
5     },
6     type:"crdt_orset",
7     update:{
8       add:[
9         {json_value:"b"},
10        {binary64:"YySEUYb9uvr4EM03glI8BWTkurw="}
11      ]
12    },
13    commit_time:[
14      {dcid:["antidote@127.0.0.1",1472,53665,947954]},
15      1472053805871290
16    ]
17  }
18 ]}
```

Listing 4.4: Antidote log response example

## EVALUATION

In this chapter we present the evaluation of the work done. This will measure the performance and scalability of the integration by presenting benchmarks of the running system.

Section 5.1 measures how the number of operations each message contains influences the time needed to propagate them. Section 5.2 shows how the meta-data stored in Antidote increases with the operations executed in the system. All the system components are located in the same local network. To run these tests we used two machines, both with a CPU of four cores, one running at 2.4GHz with 8GB of RAM and the other running at 3.9GHz with 16GB of RAM. In order to manipulate the variables in the tests, all operations are executed to sets.

### 5.1 Operation Propagation Time

In this section we will focus on measuring the propagation time of operations between Legion and Antidote and how it fluctuates with other variables. In this test scenario, we use one Antidote instance, one Legion objects server instance, one Antidote client and one Legion node. The experiment consists in having our client saving the current time in one set. The update is sent and when the other client detects to have received the update, saves the time and makes the difference between the two times. This measures the latency of operation propagation.

First, Figure 5.1 presents the measurement of the operation propagation time scaling with the number of operations in each message. As we can see, the time it takes to propagate a message, increases with the number of operations that each message contains. When propagating messages from Legion to Antidote, the time required increases nearly linearly with the number of operations. On the other hand, when propagating messages

from Antidote to legion, the time required does not grow as fast, only increasing slightly with the number of operations in each message.

The reason for this is that when propagating operations from Legion to Antidote, it is necessary to record more data that is created in Legion into Antidote, while in the other direction the data was already in Antidote.

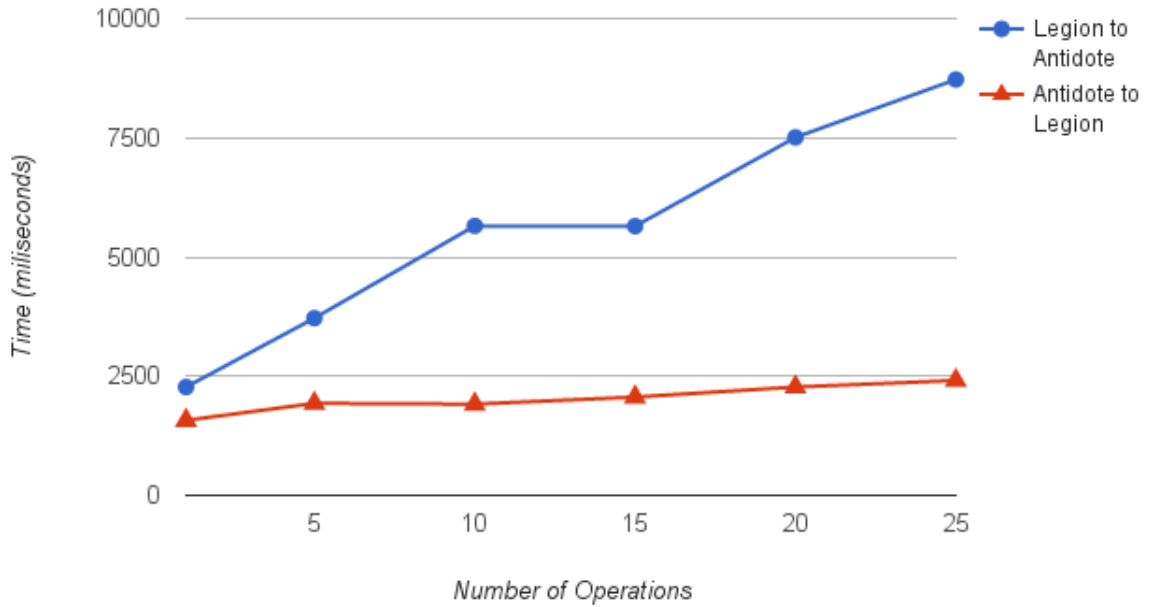


Figure 5.1: Propagation time scaling with operations per message

Second, Figure 5.2 presents the evaluation of the scalability of the message propagation time with the size of the message. In this test scenario, we calculate the size of the messages based on the number of elements added to a set and the size of each element. As we can see, the time needed to propagate a message is constant with the growth of the message size. Although the message size does not affect the propagation time in either direction, Legion to Antidote synchronization requires more time compared to the Antidote to Legion message propagation. The reason for message size having little impact resides in the fact that the overhead in processing is per operation, i.e., for each operation a number of additional steps need to be executed independently of the operation size.

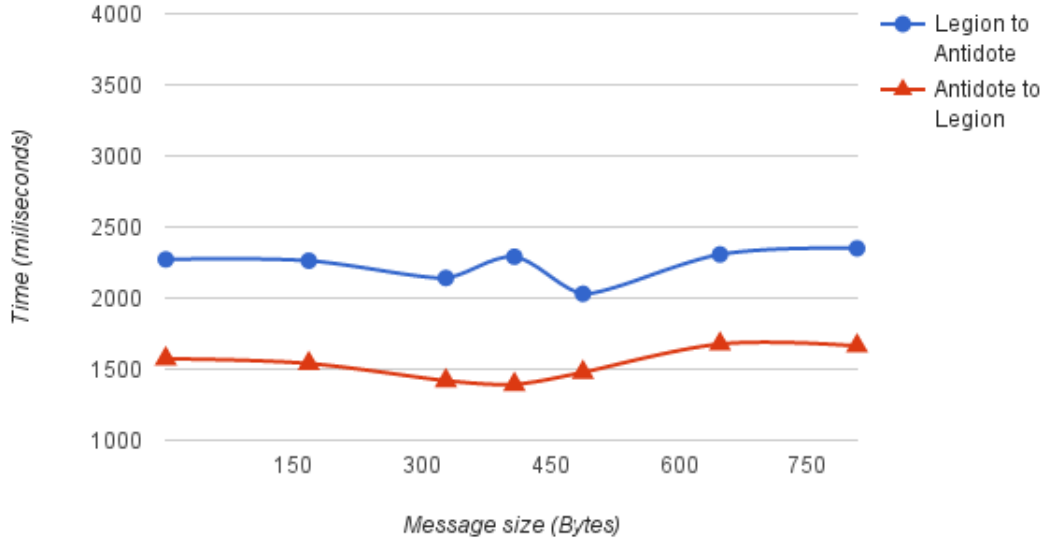


Figure 5.2: Propagation time scaling with message size

In the next evaluation scenario, we will measure the scalability of propagating data between two separate Legion groups that can only share information via Antidote. In order to do so, the first evaluation setup is composed by one Antidote instance, two Legion objects server instances and two Legion nodes connected to separate objects servers. The second setup uses two Antidote nodes connected to different Legion groups. In this scenario, the time measured starts when a Legion node issues an update and ends when the other group's Legion node receives the update. In order to propagate updates between Legion groups, Antidote is used as a synchronization point, where one Legion node updates the storage system, and the other fetches the updates. In Figure 5.3 we measure the time of propagating messages between the two Legion nodes with an increasing number of operations in each message. As we can see, the time needed scales nearly linearly with the number of operations, having a consistent result with the results presented before.

Finally, Figure 5.4 presents the scalability of the message propagation time with the size of each message. Similarly to Figure 5.2, the growth of the message size does not affect the propagation time between the two Legion nodes.

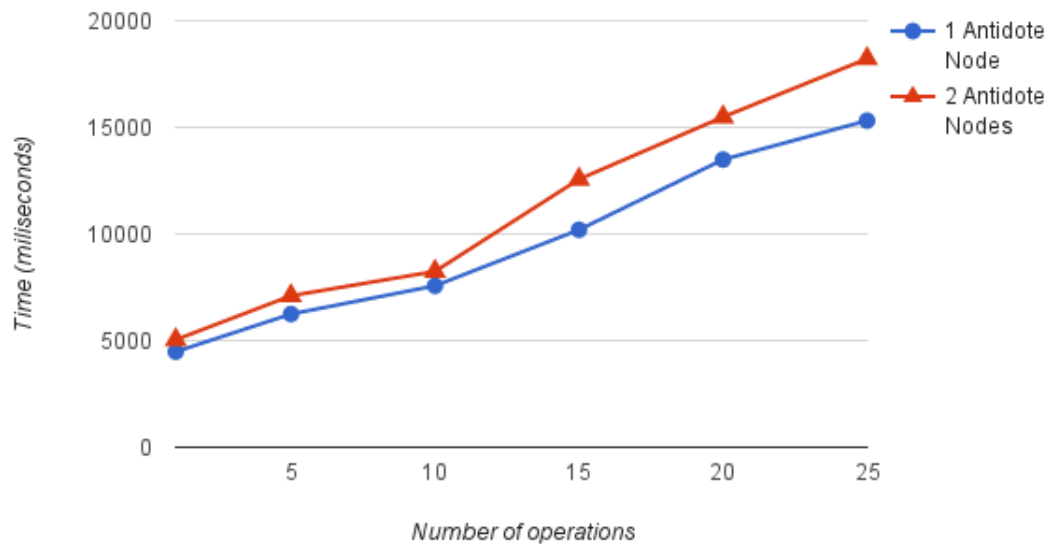


Figure 5.3: Propagation time scaling with operations per message between two Legion groups

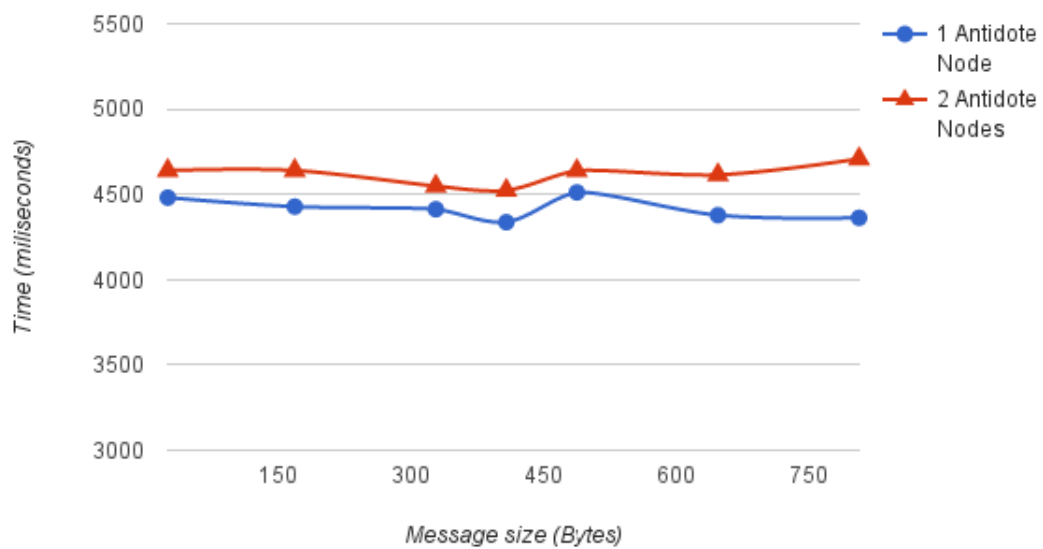


Figure 5.4: Propagation time scaling with message size between two Legion groups



## 5.2 Meta-Data Size

As explained in section 3.3, in order to keep a correspondence between Legion and Antidote identifiers, there is a need to store meta-data information in the Antidote nodes. In this section we measure the size of this meta-data along with its scalability as the system runs. Figure 5.5 shows the size of meta-data stored in an Antidote node. In this test scenario, we consider write and delete operations, as these separately will influence the final size of meta-data. The circles line represents a workload where 50% of the updates are writes and the other 50% are deletes. On the other hand, the triangles line has a more write intensive workload, with 80% writes and 20% deletes.

As expected, the meta-data size stored increases with the number of operations. In the triangles workload, the growing is continuously linear. The circles workload also grows linearly, but needs less memory. This is due to the unique tokens that are erased when a delete operation is issued, making the only stored data the operation identifiers.

The always growing tendency of the meta-data derives from the operation identifiers that will keep stacking as the system runs. This calls for the need of including a garbage collector to clean the metadata that is no longer needed from time to time.

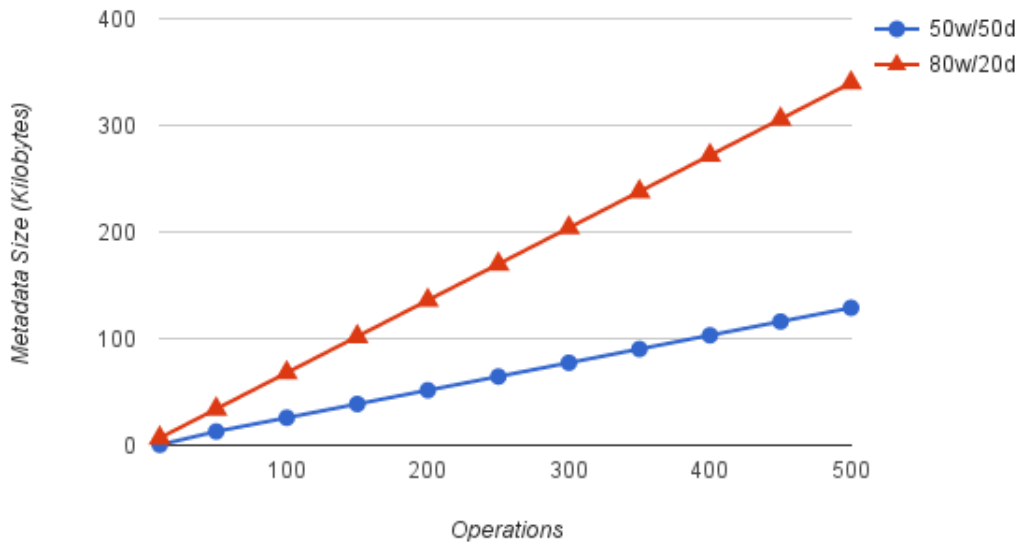


Figure 5.5: Meta-data size scaling with propagated operations



## CONCLUSION

The work done in this thesis centers around Legion, a framework that uses peer-to-peer communication between clients to decrease client-to-client latency for collaborative web applications, lowering bandwidth usage on the server and supporting disconnected operations.

Legion supports the integration with legacy storage systems, to offer a safe and stable storage solution and to allow users running new and old applications to interact. This makes possible for client-server applications to run alongside Legion leveraged applications. Starting from this point, our work focused in the integration of Legion with Antidote, one of the goals of the Legion project.

We designed and implemented this integration mechanism, so that an Antidote based application can run alongside with an application that uses Legion. In order to keep the two systems synchronized, we designed and implemented an operation propagation logic, being reactive to events from Legion to Antidote and pro-active pooling from Antidote to Legion.

To validate the implementation, we performed several tests that show us some metrics related to the integration performance and scalability. This metrics are based on message propagation time, stored meta-data size and variables such as number of clients, number of operations and operation message size. In summary, the performed tests showed that propagating data from Legion to Antidote has a higher cost in time per operation than the opposite direction. We also concluded that the message size does not influence operation propagation time. Regarding the metadata stored in Antidote, the size needed scales linearly with the number of operations, being higher with more writes than delete operations.

In summary, the main contributions of the work presented in this thesis are as follows:

- The development of a language independent interface for Antidote.

- The implementation of a JavaScript client for Antidote.
- The design and implementation of the integration between Legion and Antidote.
- The evaluation of the integration mechanism.

## 6.1 Technical decisions

In the starting point of this thesis, the main objective was to integrate Legion with two data storage systems that also used CRDTs, Riak and Antidote. Riak is an enterprise product, with several real world use cases, while Antidote is still very fresh and under development. Even though Antidote uses Riak Core, the two systems diverge a lot based on design options and its objectives. We started by talking to a few developers from each of the systems, being able to conclude that Antidote's development environment would be much more beneficial for us regarding support. This was a critical matter since no one directly involved in this thesis was an expert in either of the systems, neither we had much experience in the programming language used (Erlang). With this in mind, we followed to start the integration with Antidote.

Our first integration design was to use the CRDT's data structures of both systems, translate one to another, and then merge them in order to propagate the state of the system. Once again we talked to the development team to get a guideline of how this could be done. However, it was not the intended design path to expose the internal CRDT's data structure to the outside of the system. The system's CRDTs were meant to only be accessed as an object abstraction.

After acknowledging this, the design of the integration was changed to be based on propagating operations, by executing on one system the operations that were made on the other.

## 6.2 Future Work

After this thesis development, in order to consolidate and complement this integration, a number of future improvements can be mentioned.

The data types available in this implementation are sufficient to demonstrate a working application that uses both these systems, but in a real world scenario, there would be the need to have more data types to correctly support the creation of different application types.

The current Antidote protocol buffer interface allows us send and receive JSON objects serialized as protocol buffers 'bytes'. As this suffices for a working interface, it is not how protocol buffers is intended to be used. Another upgrade, not only to this integration, but also to the Antidote project, would be a refactoring of Antidote's protocol buffer interface.

## BIBLIOGRAPHY

- [1] D. Agrawal, G. Alonso, A. El Abbadi, and I. Stanoi. “Exploiting atomic broadcast in replicated databases”. In: *Euro-Par’97 Parallel Processing*. Springer, 1997, pp. 496–503.
- [2] S. Almeida, J. Leitão, and L. Rodrigues. “ChainReaction: a causal+ consistent datastore based on chain replication”. In: *Proceedings of the 8th ACM European Conference on Computer Systems*. ACM. 2013, pp. 85–98.
- [3] P. Bailis and A. Ghodsi. “Eventual Consistency Today: Limitations, Extensions, and Beyond”. In: *Commun. ACM* 56.5 (May 2013), pp. 55–63. ISSN: 0001-0782. DOI: [10.1145/2447976.2447992](https://doi.org/10.1145/2447976.2447992). URL: <http://doi.acm.org/10.1145/2447976.2447992>.
- [4] A. Bergkvist, D. Burnett, and C. Jennings. “A. Narayanan,” WebRTC 1.0: Real-time Communication Between Browsers”. In: *World Wide Web Consortium WD WD-webrtc-20120821* (2012).
- [5] T. Bray. “The javascript object notation (json) data interchange format”. In: (2014).
- [6] T. Bray, J. Paoli, C. M. Sperberg-McQueen, E. Maler, and F. Yergeau. “Extensible markup language (XML)”. In: *World Wide Web Consortium Recommendation REC-xml-19980210*. <http://www.w3.org/TR/1998/REC-xml-19980210> 16 (1998), p. 16.
- [7] J. L. Carlson. *Redis in Action*. Greenwich, CT, USA: Manning Publications Co., 2013. ISBN: 1617290858, 9781617290855.
- [8] F. Chang, J. Dean, S. Ghemawat, W. C. Hsieh, D. A. Wallach, M. Burrows, T. Chandra, A. Fikes, and R. E. Gruber. “Bigtable: A distributed storage system for structured data”. In: *ACM Transactions on Computer Systems (TOCS)* 26.2 (2008), p. 4.
- [9] E. F. Codd. “A Relational Model of Data for Large Shared Data Banks”. In: *Commun. ACM* 13.6 (June 1970), pp. 377–387. ISSN: 0001-0782. DOI: [10.1145/362384.362685](https://doi.org/10.1145/362384.362685). URL: <http://doi.acm.org/10.1145/362384.362685>.
- [10] G. F. Coulouris, J. Dollimore, and T. Kindberg. *Distributed systems: concepts and design*. pearson education, 2005.

- [11] G. DeCandia, D. Hastorun, M. Jampani, G. Kakulapati, A. Lakshman, A. Pilchin, S. Sivasubramanian, P. Vosshall, and W. Vogels. “Dynamo: Amazon’s Highly Available Key-value Store”. In: *SIGOPS Oper. Syst. Rev.* 41.6 (Oct. 2007), pp. 205–220. ISSN: 0163-5980. DOI: [10.1145/1323293.1294281](https://doi.org/10.1145/1323293.1294281). URL: <http://doi.acm.org/10.1145/1323293.1294281>.
- [12] S. Gilbert and N. Lynch. “Brewer’s Conjecture and the Feasibility of Consistent, Available, Partition-tolerant Web Services”. In: *SIGACT News* 33.2 (June 2002), pp. 51–59. ISSN: 0163-5700. DOI: [10.1145/564585.564601](https://doi.org/10.1145/564585.564601). URL: <http://doi.acm.org/10.1145/564585.564601>.
- [13] N. Hayashibara, X. Defago, R. Yared, and T. Katayama. “The phi; accrual failure detector”. In: *Reliable Distributed Systems, 2004. Proceedings of the 23rd IEEE International Symposium on.* 2004, pp. 66–78. DOI: [10.1109/RELDIS.2004.1353004](https://doi.org/10.1109/RELDIS.2004.1353004).
- [14] P. Hunt, M. Konar, F. P. Junqueira, and B. Reed. “ZooKeeper: Wait-free Coordination for Internet-scale Systems.” In: *USENIX Annual Technical Conference*. Vol. 8. 2010, p. 9.
- [15] D. Karger, E. Lehman, T. Leighton, R. Panigrahy, M. Levine, and D. Lewin. “Consistent hashing and random trees: Distributed caching protocols for relieving hot spots on the World Wide Web”. In: *Proceedings of the twenty-ninth annual ACM symposium on Theory of computing*. ACM. 1997, pp. 654–663.
- [16] R. Klophaus. “Riak Core: Building Distributed Applications Without Shared State”. In: *ACM SIGPLAN Commercial Users of Functional Programming*. CUPF ’10. Baltimore, Maryland: ACM, 2010, 14:1–14:1. ISBN: 978-1-4503-0516-7. DOI: [10.1145/1900160.1900176](https://doi.org/10.1145/1900160.1900176). URL: <http://doi.acm.org/10.1145/1900160.1900176>.
- [17] A. Lakshman and P. Malik. “Cassandra: A Decentralized Structured Storage System”. In: *SIGOPS Oper. Syst. Rev.* 44.2 (Apr. 2010), pp. 35–40. ISSN: 0163-5980. DOI: [10.1145/1773912.1773922](https://doi.org/10.1145/1773912.1773922). URL: <http://doi.acm.org/10.1145/1773912.1773922>.
- [18] L. Lamport. “Time, clocks, and the ordering of events in a distributed system”. In: *Communications of the ACM* 21.7 (1978), pp. 558–565.
- [19] Y. Lin, B. Kemme, R. Jiménez-Peris, M. Patiño Martínez, and J. E. Armendáriz-Iñigo. “Snapshot Isolation and Integrity Constraints in Replicated Databases”. In: *ACM Trans. Database Syst.* 34.2 (July 2009), 11:1–11:49. ISSN: 0362-5915. DOI: [10.1145/1538909.1538913](https://doi.org/10.1145/1538909.1538913). URL: <http://doi.acm.org/10.1145/1538909.1538913>.
- [20] D. S. Milojevic, V. Kalogeraki, R. Lukose, K. Nagaraja, J. Pruyne, B. Richard, S. Rollins, and Z. Xu. *Peer-to-peer computing*. 2002.
- [21] J. Paiva and L. Rodrigues. “Policies for Efficient Data Replication in P2P Systems”. In: *Parallel and Distributed Systems (ICPADS), 2013 International Conference on.* 2013, pp. 404–411. DOI: [10.1109/ICPADS.2013.63](https://doi.org/10.1109/ICPADS.2013.63).

- [22] S Paul and Z Fei. “Distributed caching with centralized control”. In: *Computer Communications* 24.2 (2001), pp. 256–268. ISSN: 0140-3664. DOI: [http://dx.doi.org/10.1016/S0140-3664\(00\)00322-4](http://dx.doi.org/10.1016/S0140-3664(00)00322-4). URL: <http://www.sciencedirect.com/science/article/pii/S0140366400003224>.
- [23] F Schenider. “Replication management using the state-machine approach, Distributed Systems”. In: *Ed. Sape Mullender*, (1993), pp. 169–198.
- [24] M. Shapiro, N. Preguiça, C. Baquero, and M. Zawirski. *A comprehensive study of Convergent and Commutative Replicated Data Types*. Research Report RR-7506. Inria – Centre Paris-Rocquencourt ; INRIA, Jan. 2011, p. 50. URL: <https://hal.inria.fr/inria-00555588>.
- [25] D. Skeen. *A quorum-based commit protocol*. Tech. rep. Cornell University, 1982.
- [26] A. Sumaray and S. K. Makki. “A comparison of data serialization formats for optimal efficiency on a mobile platform”. In: *Proceedings of the 6th international conference on ubiquitous information management and communication*. ACM. 2012, p. 48.
- [27] M. Szydło. “Merkle tree traversal in log space and time”. In: *Advances in Cryptology-EUROCRYPT 2004*. Springer. 2004, pp. 541–554.





## WEBOGRAPHY

- [28] *Antidote README*. Accessed: 2016-02-01. URL: <https://github.com/SyncFree/antidote>.
- [29] *Memcached About*. Accessed: 2016-01-26. URL: <http://memcached.org/about>.
- [30] *Protocol buffers: Google's data interchange format*. Accessed: 2016-08-19. URL: <https://developers.google.com/protocol-buffers/docs/overview>.
- [31] *WebRTC in the real world: STUN, TURN and signaling*. Accessed: 2016-02-08. URL: <http://www.html5rocks.com/en/tutorials/webrtc/infrastructure/>.

